



The sharpest name in dentistry.

Surgical Instruments

Nordent offers a complete selection of **periodontal and oral maxillofacial surgery instruments** for every procedure.

Our surgical product line features only the highest quality German hinged instruments and the finest quality non-hinged instruments made in the U.S.A. All Nordent surgical instruments carry a lifetime guarantee against breakage, misalignment and corrosion.



SURGICAL INSTRUMENTS

SURGICAL HANDLES	2
PERIODONTAL INSTRUMENTS	3-6
PERIOSTEAL ELEVATORS	7-8
MICRO-SURGERY INSTRUMENTS	9
RETRACTORS	10
SUCTION TIPS	10
TISSUE FORCEPS	11
RONGEURS	12
SCISSORS	13-14
NEEDLE HOLDERS	15-16
HEMOSTATS	17
SINUS LIFT INSTRUMENTS	18
SURGICAL CURETTES	19-20
BONE FILES	20
ELEVATORS	21-26
ROOT TIP PICKS	27
ATRAUMATIC EXTRACTIONS	28-29
ATRAUMATIC EXTRACTION FORCEPS	30
EXTRACTION FORCEPS	31-36
PEDODONTIC FORCEPS	37-38
SELF-ASPIRATING SYRINGES	39

SURGICAL HANDLES

DuraLite® ColorRings®

The DuraLite ColorRings handle has the same large 3/8" (9.5 mm) diameter as our DuraLite Round design. The handle design has a more gradual taper from the tip to the grip so that your fingers are even more comfortable closer to the tip. In addition, we've extended the ControlRing™ grip by 50% to give you maximum slip-free gripping power over a larger portion of the handle. The handle has a gentle texture to reduce glare and is 100% stainless steel to make it easy to clean and sterilize by any method. The DuraLite ColorRings handle incorporates four color ring positions that are below the finger grip surface allowing you to better identify, organize and customize your instrumentation. Our innovative design makes customizing the DuraLite ColorRings handle simple and easy.

Double End



Single End



ColorRings®

ColorRings come in 14 different colors and are available in single color packages of 48-rings. Use the item codes below to select your colors.



With 14 colors available, how will you color your world?

DuraLite® Round

Our DuraLite Round has a large 3/8" (9.5 mm) diameter and is extremely lightweight for maximum tactile sensitivity. Our exclusive ControlRing design gives you the ultimate in grip and control. It requires less finger pressure resulting in less hand and finger fatigue. The handle has a gentle texture to reduce glare and is 100% stainless steel to make it easy to clean and sterilize by any method.

Double End



Medium Round

The Medium Round #4 handle has a moderate 5/16" (8mm) diameter with a segmented knurled grip to provide excellent control. The handle is 100% stainless steel and the finish is bright electro-polished to make it easy to clean and sterilize by any method.






Double End



Single End



HANDLE SYMBOL KEY:  XDURA ColorRings  XDURA DuraLite Round  Relyant

 DuraLite ColorRings  DuraLite Round  DuraLite Hex  Medium Round  OnPoint

PERIODONTAL

Periodontal Chisels – Fedi

Perio Chisels are used with a “push stroke” to reshape and remove bone. Nordent Perio Chisels are made from high-carbon stainless steel that is hardened to maximize the life of the cutting edge. Each blade surface is precision honed to razor sharpness.



Fedi #1 Double-ended opposing blades that are 1.75 mm wide with semi-circular cutting edges on each side and set at a 10° angle.

Handle Selection: *CECPFEDI1 (shown)* *FEDI1* *CPFEDI1*



Fedi #2 Double-ended opposing blades that are 2.5 mm wide with semi-circular cutting edges on each side and set at a 15° angle.

Handle Selection: *CECPFEDI2 (shown)* *RECPFEDI2* *CPFEDI2*



TG Chisel Double-ended opposing blades that are 2.5 mm wide.

Handle Selection: *CECPTG (shown)* *RECPTG* *CPTG*

Periodontal Chisels – Ochsenbein

Ochsenbein Chisels have three beveled cutting edges on each blade. They feature a chisel edge at the tip and two semi-circular indentations that will allow the cutting surfaces to engage around the tooth into the interdental area.



Ochsenbein #1 This single-ended chisel has a 6 mm width and cutting edges on the front of the blade curvature. The 10 mm solid chisel handle has a knurling over the entire surface.

CPOCH1C



Ochsenbein #2 This single-ended chisel has a 6 mm width and cutting edges on the back of the blade curvature. The 10 mm solid chisel handle has a knurling over the entire surface.

CPOCH2C



Ochsenbein #1-2 A double-ended version of the Ochsenbein #1 and #2. Both blades are 5 mm wide. Available in two handle designs.

Handle Selection: *CECPOCH1-2 (shown)* *CPOCH1-2*

PERIODONTAL

Periodontal Hoes

Periodontal Hoes are usually used with a “pull stroke” to reshape and remove bone.



Ochsenein #4 Mirror image tips with blades that are 3.5 mm in width. The blade angles allow excellent access to distal surfaces.

Handle Selection: CECPOCH4 (shown) RECPOCH4 RCPOCH4



Rhodes #36-37 Back-action hoe with opposing blade angles and semi-circular cutting edges on each side of the 4 mm blade.

Handle Selection: CECP36-37 (shown) RECP36-37 RCP36-37



Kirkland #13-13L Double-ended back action hoes with blade widths of 3.5 mm and 5.0 mm.

Handle Selection: CECPK13-13L (shown) RECPK13-13L RCPK13-13L



Kirkland #13-TG Combines a back-action hoe with a 3.5 mm blade width and a straight hoe that is 2.5 mm wide.

Handle Selection: CECPK13-TG (shown) RECPK13-TG RCPK13-TG

Periodontal Surgery Curette



Prichard #1-2 Large mirror image periodontal surgical curette. The blades are 1.7 mm wide set on a 20 mm terminal shank.

Handle Selection: CESCPR1-2 (shown) RESCPR1-2 RSCPR1-2

HANDLE SYMBOL KEY: XDURA ColorRings XDURA DuraLite Round Relyant
 DuraLite Colorings DuraLite Round DuraLite Hex Medium Round OnPoint

PERIODONTAL

Periodontal Files



Hirschfeld #3-7 Mirror image configuration with identical 1.4 mm blade widths and a 14 mm terminal shank length set at 40° to the centerline of the handle.

Handle Selection: *CEFPH3-7 (shown)* *REFPH3-7* *RFPH3-7*



Hirschfeld #5-11 Opposing angle configuration with identical 1.4 mm blade widths and a 14 mm terminal shank length set at 40° to the centerline of the handle.

Handle Selection: *CEFPH5-11 (shown)* *REFPH5-11* *RFPH5-11*



Hirschfeld #9-10 Short opposing angle configuration with identical 1.4 mm blade widths.

Handle Selection: *CEFPH9-10 (shown)* *REFPH9-10* *RFPH9-10*



Orban #10-11 Mirror image configuration with identical 2.0 mm blade widths and a 14 mm terminal shank length set at 40° to the centerline of the handle.

Handle Selection: *CEFPO10-11 (shown)* *REFPO10-11* *RFPPO10-11*



Orban #12-13 Opposing angle configuration with identical 2.0 mm blade widths and a 14 mm terminal shank length set at 40° to the centerline of the handle.

Handle Selection: *CEFPO12-13 (shown)* *REFPO12-13* *RFPPO12-13*



Sugarman #1-2 Interdental "pull-stroke" file with two non-cutting surfaces per tip.

Handle Selection: *CEFPS1-2 (shown)* *REFPS1-2* *RFPS1-2*



Sugarman #3-4 Interdental "pull-stroke" file with one non-cutting surface per tip.

Handle Selection: *CEFPS3-4 (shown)* *REFPS3-4* *RFPS3-4*



Schluger #9-10 Interdental "push/pull" curved file with two non-cutting surfaces per tip.

Handle Selection: *CEFPS9-10 (shown)* *REFPS9-10* *FPS9-10*

PERIODONTAL

Periodontal Knives

Nordent periodontal knives are forged from high-carbon stainless steel and hardened to the highest degree. Each blade is honed by expert technicians for a long-lasting, ultra-sharp edge.



Goldman Fox #11 Spear-shaped interdental knife with offset blades

Handle Selection: CEKGF11 (shown) REKGF11 RKG11



Kirkland #15-16 Pointed kidney-shaped blades for gingivectomy bevel incisions.

Handle Selection: CEKK15-16 (shown) REKK15-16 RKK15-16



Orban #1-2 Double-ended mirror image blades on a contra-angled shank that are pointed for access to interproximal tissue.

Handle Selection: CEKOR1-2 (shown) REKOR1-2 RKOR1-2



Orban #1 Single-end (left).

Handle Selection: RKOR1



Orban #2 Single-end (right).

Handle Selection: RKOR2

Scalpel Blade Handles

Nordent scalpel blade handles are precision machined so that scalpel blades are held firmly in place. All handles are stainless steel so they can be sterilized by any method.



Bard Parker type with metric ruler (5"/125 mm).

HB3



Perfectly balanced round handle allows easy rotation in difficult-to-reach areas (6"/155 mm).

HB5

PERIOSTEAL ELEVATORS

Periosteals are used to separate tissue from the tooth or bone and retract tissue during procedures.



Howarth Septum Elevator Combines a blunted end that is 4.5 mm wide with a chisel end that is 5 mm wide.

Handle Selection: CEEPHOWARTH (shown) REEPHOWARTH REPHOWARTH



Periosteal #24G Combines a small curved blade that is 4 mm wide and a rounded tip with a uniquely angled cutting blade on a straight shank. Both ends are sharp around the periphery.

Handle Selection: CEEP24G (shown) REEP24G REP24G



Gargiulo #2 Combines a curved blade that is 5 mm wide and a rounded tip with a flat blade that is 4 mm wide and a rounded tip. Both ends are sharp around the periphery.

Handle Selection: CEEPGAR2 (shown) REEPGAR2 REPGAR2



Hirschfield #20 Combines a sharp "hatchet"-shaped blade that is 3.5 mm wide with a straight flat blade with a rounded tip that is 4 mm wide.

Handle Selection: CEEPLH20 (shown) REEPLH20 REPLH20



Allen #9A Combines the same tips as the traditional Molt 9 but the round end has a 3 mm suture hole.

Handle Selection: CEEPM09A (shown) REEPM09A REPM09A



Molt #9 Combines a large curved blade that is 7.5 mm wide and has a rounded tip with a curved blade that is 3.5 mm wide and has a pointed tip. Both ends are non-cutting.

Handle Selection: CEEPM09 (shown) REEPM09 REPM09



Goldman Fox #14 Both curved blades are 4.5 mm wide and have a rounded tip. One end is sharpened around the periphery and the other end is non-cutting.

Handle Selection: CEEPGF14 (shown) REEPGF14 REPGF14



Woodson #1 Modified Standard Woodson Composite instrument tips modified to be very thin and sharp for precise soft tissue manipulation.

Handle Selection: CEEFWDSD1H (shown) REEFWDSD1H REPFWDSD1H

PERIOSTEAL ELEVATORS



Seldin #23
Flat handle with two wide tips.



Prichard #3
Combines a large, flat blade used for retraction and a smaller, curved tip used for reflection and retraction of tissue.



Buser
Combines an offset teardrop blade and a straight spear-shaped blade. Both are 4 mm wide and have a sharp periphery.



Freer #9
Combines a large, curved blade that is 7.5 mm wide and has a rounded tip with a curved blade that is 3 mm wide and has a rounded tip. Both ends are non-cutting.



Kramer-Nevins #1
Combines a curved blade that is 5 mm wide and a rounded tip with a spear-shaped blade that is 3.4 mm wide and a pointed tip. Both ends are non-cutting.

EPS23

● EPPR3 ○ CEEPPR3

○ CEEPUSER

○ CEEPR9

○ CEEPKN1

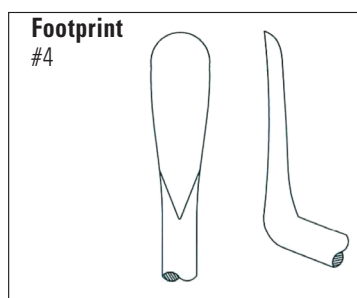
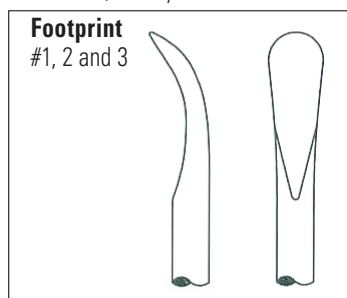
HANDLE SYMBOL KEY: ⊗ XDURA ColorRings ⊗ XDURA DuraLite Round [R] Relyant

○ DuraLite Colorings ○ DuraLite Round ⬡ DuraLite Hex ● Medium Round △ OnPoint

MICRO SURGERY

Tunnel Surgery Instruments

The Nordent Tunnel Surgery Instruments are designed by Prof. Dr. Ates Parlar, Professor of Periodontology, Ankara University and also in private practice in Ankara, Turkey.



The instruments feature very thin tapered blades, oval in shape, that are sharp around their entire periphery. Blade detail is shown at 300% of actual size.



Papilla Retractor #1 Parlar Papilla retractor universal, blue color rings.

Handle Selection:

CEEPAP1 (shown)

REEPAP1

REPAP1



Papilla Retractor #2 Parlar Papilla retractor buccal offset 45°, white color rings.

Handle Selection:

CEEPAP2 (shown)

REEPAP2

REPAP2



Papilla Retractor #3 Parlar Papilla retractor lingual offset 45°, red color rings.

Handle Selection:

CEEPAP3 (shown)

REEPAP3

REPAP3



Papilla Retractor #4 Parlar Papilla retractor sharp periosteal, lingual/buccal blades, green color rings.

Handle Selection:

CEEPAP4 (shown)

REEPAP4

REPAP4

Castroviejo Scissors #6536

Castroviejo scissors 18 cm. Curved blades, round European style handle.


S6536 (shown at 75% actual size)



Castroviejo Needle Holder #5333

Castroviejo needle holder 18 cm. Carbide beaks, round European style handle.

NH5333 (shown at 75% actual size)



RETRACTORS

Used for retracting cheek and tongue during surgical procedures. All stainless steel and can be sterilized by any method.



University of Minnesota
(5 3/4" / 145 mm)

RCM (shown at 50% actual size)



Weider #28
28 mm wide "Sweetheart" retractor.
(5 1/4" / 135 mm)

RCW28 (shown at 50% actual size)



Weider #36
36 mm wide "Sweetheart" retractor.
(5 3/4" / 145 mm)

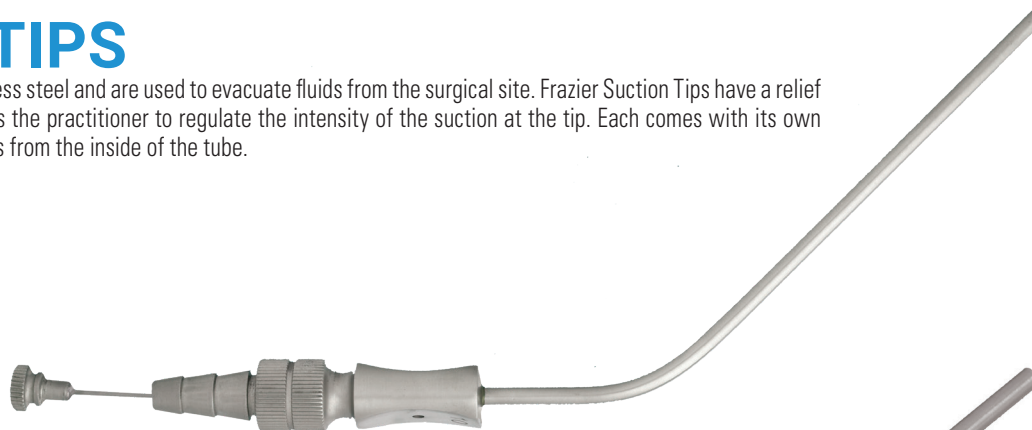
RCW36 (shown at 50% actual size)

SUCTION TIPS

Nordent Suction Tips are all stainless steel and are used to evacuate fluids from the surgical site. Frazier Suction Tips have a relief hole on the thumb rest that allows the practitioner to regulate the intensity of the suction at the tip. Each comes with its own stylette that is used to clear debris from the inside of the tube.


Frazier #10
2.0 mm internal diameter

ATF10 (shown at 75% actual size)



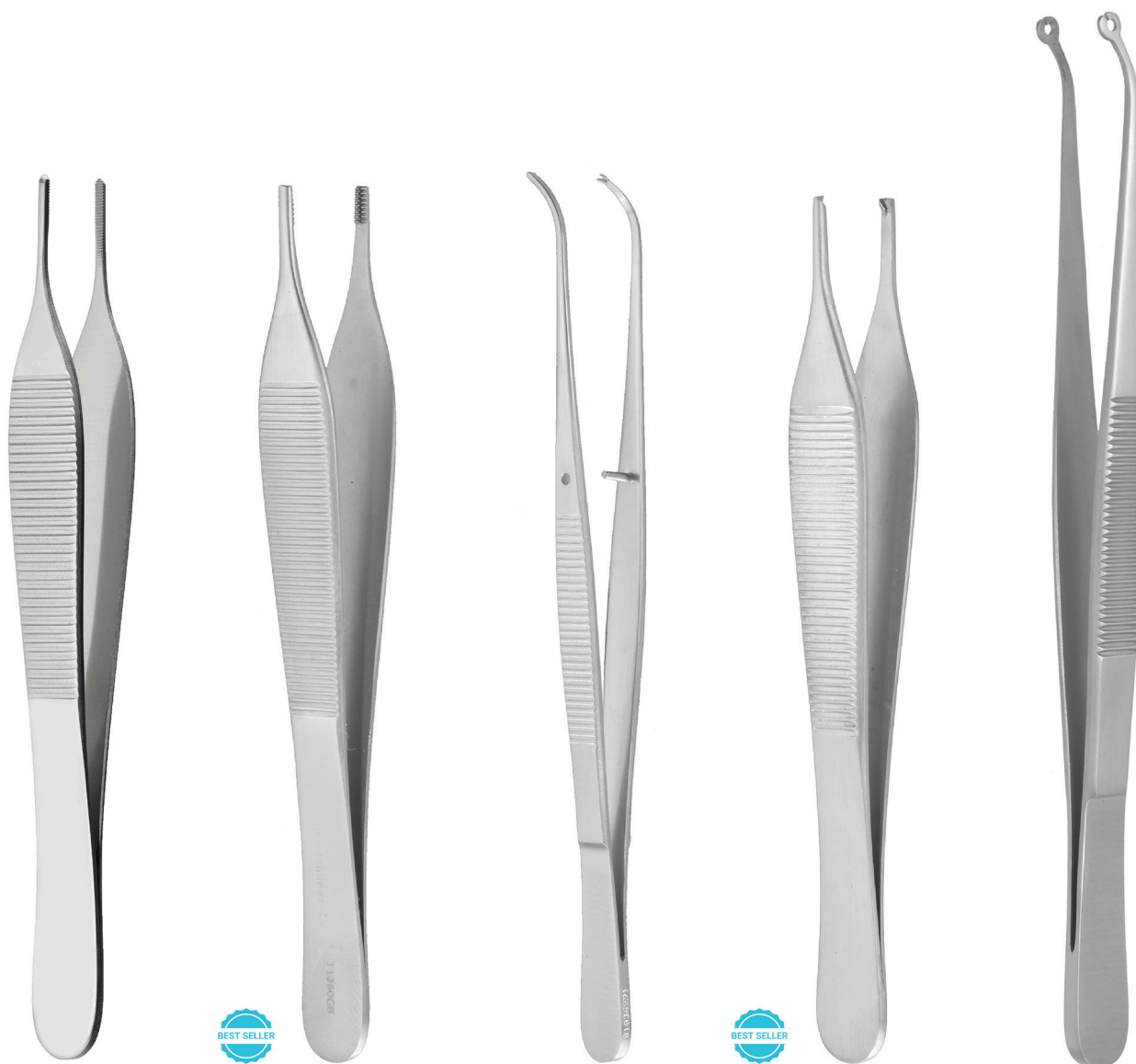
Frazier #12
3.0 mm internal diameter

ATF12 (shown at 75% actual size)



TISSUE FORCEPS

Tissue forceps are used to grasp soft tissue flaps during surgical procedures and suturing. Nordent tissue forceps are precision machined and spring tempered for secure grip and long life.



Adson Tissue Forceps Plain #106
Adson tissue forceps, plain blades #106 (5" / 125 mm).

Adson-Brown #109
Blades have 7 interlocking teeth (5" / 125 mm).

Semkin-Taylor #110
Curved design with 1x2 interlocking "Rat Tooth" (5" / 125 mm).

Adson #108
Straight design with 1x2 interlocking "Rat Tooth" (4 3/4" / 120 mm).

Corn Suture Pliers
Serrated blades allow suture to pass through the jaws (6" / 150 mm).

FT106

FT109

FT110

FT108

DP5

Nordent[®]
The sharpest name in dentistry.

A passion for premium craftsmanship and industry-leading innovations has transformed Nordent over the last 50 years into the market leader you know today. Behind the sharpest name in dentistry is a team of trusted advisors dedicated to your success and ready to provide you with unbeatable support.



PREMIUM CRAFTSMANSHIP



TRUSTED ADVISOR



UNBEATABLE SUPPORT

RONGEURS

Used to contour and remove alveolar bone during extraction procedures, Nordent Rongeurs are hardened and tempered to maintain their sharpness and have a satin finish to eliminate glare.



Friedman #1

Narrow profile blades cut around the entire periphery and are set at a 30° angle (5-1/2"/140 mm).


R1



Mini-Friedman #1A

Narrow profile blades cut around the entire periphery and are set at a 30° angle (5" / 125 mm).


R1A



Blumenthal #2

Standard profile blades cut around the entire periphery and are set at a 30° angle (6-1/4" / 160 mm).

R2



Cleveland #4

Standard profile blades are set at a 30° angle (5-1/2" / 140 mm).

R4

Did you know...

Nordent will sharpen and repair all brands of Rongeurs. Call us today for more information
1-800-966-7336

SCISSORS

Shown at 50% actual size.

Iris



Iris #301
Straight blades
(4 1/2" / 115 mm).

S301




Iris #302
Curved blades
(4 1/2" / 115 mm).

S302



Castroviejo



Castroviejo #311
Curved blades with spring action
handle. Excellent for tissue and
suture (4"/100 mm).

S311



LaGrange



LaGrange #314
A unique curvature allows easy
access to the tightest areas. One
blade is serrated to hold tissue
when cutting (4 1/2" / 115 mm).

S314

Suture



Suture #304
Angular blades with suture hook
(4 1/2" / 115 mm).

S304



Spencer Suture #306
Straight blades with suture hook
(4 3/4" / 120 mm).


S306



Suture #322
Long handle, straight blades with
suture hook (6 1/4" / 160 mm).

S322

Sullivan



Sullivan #316
Extra-long curved blades. One
blade is serrated to hold tissue
when cutting (5 1/2" / 140 mm).

S316

SCISSORS

Shown at 50% actual size.

Goldman-Fox



Goldman Fox #313
Curved blades with one blade serrated to hold tissue when cutting (5" / 130 mm).


S313



Goldman Fox #321
A unique handle curvature allows easy access to the tightest areas. One blade is serrated to hold tissue when cutting (5" / 130 mm).


S321

Kelly



Kelly #317
Long handle with straight blades (6 1/4" / 160 mm).

S317



Kelly #318
Long handle with curved blades (6 1/4" / 160 mm).


S318



Kelly #319
Long handle with angular blades (6 1/4" / 160 mm).

S319

Dean



Dean Gum #320
Long curved handle with straight blades that are angled upward. One blade is serrated to hold tissue when cutting (6 3/4" / 170 mm).

S320

Super-Cut

All Nordent super-cut scissors feature one blade that is honed thin with a knife edge. The opposing blade is a standard scissors blade with the addition of fine serrations. One finger ring is gold plated for easy identification.



Super-Cut - Iris Curved
Iris scissors, straight blades (4 1/2" / 115 mm).

S302SC



Super-Cut - LaGrange
Sharply curved blades and S curve handle (4 1/2" / 115 mm).

S314SC



Super-Cut - Goldman Fox
Curved tapered blades (5" / 130 mm).

S313SC

NEEDLE HOLDERS

Castroviejo

Castroviejo needle holders feature beaks with very fine serrations on narrow profile jaws. The locking mechanism is activated by squeezing the spring-action handle. All edges of the hinges are rounded off and tapered to eliminate any snagging of the suture material.

Shown at 50% actual size unless noted.

Stainless Steel Jaws



Castroviejo #209

Very fine serrations on narrow profile jaws. The locking mechanism is activated by squeezing the spring-action handle. This is a great needle holder for periodontal applications where a very fine suture is used (5" / 130 mm).

NH209 (actual size)

Carbide Jaws



Castroviejo #208

Very fine serrations on narrow profile jaws with carbide inserts. The locking mechanism is activated by squeezing the spring-action handle. This is a great needle holder for periodontal applications where a very fine suture is used (5" / 130 mm).

NH208



Castroviejo NH4062

Very fine serrations on narrow profile jaws with carbide inserts. Curved beaks (5.5" / 140 mm).

NH4062



Castroviejo NH4388

Very fine serrations on narrow profile jaws with carbide inserts. Straight beaks, round Euro style handle (5.5" / 140 mm).

NH4388



Castroviejo NH4389

Very fine serrations on narrow profile jaws with carbide inserts. Curved beaks, round Euro style handle (5.5" / 140 mm).


NH4389

NEEDLE HOLDERS

Nordent stainless steel and carbide needle holders feature fine machined serrations on the beaks. The edges of the hinges are tapered and rounded off to prevent any snagging of the suture material. The carbide needle holders can be identified by their gold handles and are recommended for use for those practices with a high volume of surgical procedures.


Shown at 50% actual size unless noted.

Carbide Jaws




Mayo-Hegar #213
Large jaws with carbide inserts and fine serrations (7" / 180 mm).

NH213 (shown at 75% actual size)



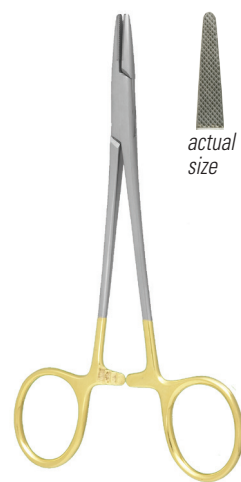
Mayo-Hegar #201
Large jaws with carbide inserts and fine serrations (6 1/2" / 160 mm).

NH201



Crile-Wood #203
Medium jaws with carbide inserts and fine serrations (6" / 150 mm).

NH203



Derf #205
Medium jaws with carbide inserts and fine serrations (5" / 130 mm).

NH205

Stainless Steel Jaws



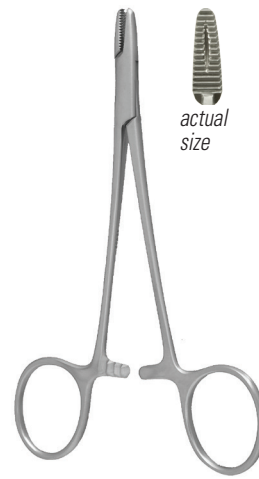
Mayo-Hegar #202
Large jaws with fine serrations (6 1/2" / 160 mm).

NH202



Crile-Wood #204
Medium jaws with fine serrations (6" / 150 mm).

NH204



Derf #206
Medium jaws with fine serrations (5" / 130 mm).

NH206

HEMOSTATS

Used as a multipurpose instrument in dental practices to grasp and move small objects. Hemostat jaws have interlocking teeth and are designed to clamp off blood vessels during surgical procedures

Mosquito



Mosquito #101

Straight jaws (4 3/4" / 120 mm).

H101



Mosquito #102

Curved jaws (4 3/4" / 120 mm).

H102

Kelly



Kelly #103

Straight jaws (5 3/4" / 145 mm).

H103

Kelly #104

Curved jaws (5 3/4" / 145 mm).

H104

SINUS LIFT

Nordent Sinus Lift instruments are designed to give practitioners improved access to the internal aspects of the sinus. Sinus Lift Curettes have spoons with smooth non-cutting edges and are available in various shank configurations and spoon widths to detach the delicate sinus membrane from lateral walls. Bone Condensers have fine serrations and diameters to compact bone graft material.

Curettes



Sinus Lift Curette #911

Mirror image ends with spoon-shaped tips that are 2.7 mm wide.

Handle Selection: CECS911 (shown at actual size) RECS911 RCS911



Sinus Lift Curette #912

Both tips have a terminal shank that is 21 mm long and a 25° angle with different size spoons. One spoon is 2.6 mm wide and one is 3.5 mm wide.

Handle Selection: CECS912 (shown at 75% actual size) RECS912 RCS912

Sinus Lift Curette #913

Both spoons are 3.7 mm wide.

Handle Selection: CECS913 (shown at 75% actual size) RECS913 RCS913



Sinus Lift Curette #914

Spoons are set on opposing terminal shanks that are 20 mm in length. Both spoons are 3.7 mm wide.

Handle Selection: CECS914 (shown at 75% actual size) RECS914 RCS914

Sinus Lift Curette #915

Both spoons are 6.5 mm wide.

Handle Selection: CECS915 (shown at 75% actual size) RECS915 RCS915



Sinus Lift Curette #917

Combines a flat 6.5 mm wide rounded tip paddle set at a 85° angle and an elliptical 3.7 mm wide paddle that has a pointed tip.

Handle Selection: CECS917 (shown at 75% actual size) RECS917 RCS917

Bone Condenser



Bone Condenser #918

Combines a 3 mm and 4 mm condenser diameter into one instrument. Both have a 13 mm reach.

Handle Selection: CECS918 (actual size) RECS917 RCS917

Bone Condenser #919

Both tips have a 14 mm reach and a 4.7 mm diameter condenser that has fine serrations.

Handle Selection: CECS919 (actual size) RECS917 RCS917

SURGICAL CURETTES

Used for debridement and curettage during surgical procedures. Nordent Bone Currettes are hardened to the highest degree to maintain a long-lasting sharpness around the spoon edges.



Lucas

Double-ended Lucas Bone Currettes have mirror image ends. The terminal shank is angled at 50° and has a 20 mm reach. The spoon shaped blades have an elongated radius and are available in 4 sizes.



Lucas #84 Spoons are 2.4 mm wide.

Handle Selection: CECSL84 (shown) RECSL84 RCSL84





Lucas #85 Spoons are 2.7 mm wide.

Handle Selection: CECSL85 RCSL85 RECSL85

Lucas #86 Spoons are 3.0 mm wide.

Handle Selection: CECSL86 RCSL86 RECSL86



Lucas #87 Spoons are 3.8 mm wide.


Handle Selection: CECSL87 RCSL87 RECSL87

Molt #2-4 Combines the #2 and #4 Molt Curette tips.

Handle Selection: CECSM2-4 RCSM2-4 RECSM2-4

Miller

Double-ended Miller Bone Currettes have mirror image ends. The terminal shank is angled at 40° and has a 22mm reach. The spoon shaped blades have a scooped radius and are available in 3 sizes.

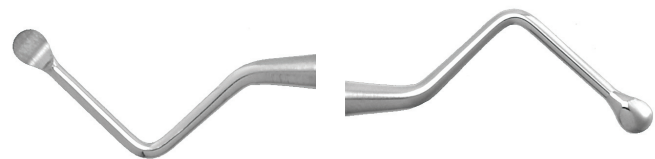


Miller #10 Spoons are 2.8 mm wide.

Handle Selection: CECSM10 RCSM10 RECSM10

Miller #11 Spoons are 3.5 mm wide.

Handle Selection: CECSM11 RCSM11 RECSM11



Miller #12 Spoons are 4.5 mm wide.

Handle Selection: CECSM12 RCSM12 RECSM12

Miller #9 Straight shank design with 2.8 and 3.5 mm spoon widths.

Handle Selection: CECSM9 RCSM9 RECSM9

SURGICAL CURETTES


Molt



Molt #2

Single-end bone curette in a large light-weight handle. The spoon is 3.5 mm wide.

CSM2



Molt #4

Single-end bone curette in a large light-weight handle. The spoon is 10 mm wide.

CSM4

BONE FILES

Used to remove or smooth rough edges of alveolar bone during surgical procedures. Straight-cut bone files are used with a pull stroke. Cross-cut bone files can be used with a push-pull motion.



Miller #21 Straight cut, rounded shape. Small end is 5.5 mm wide and the large end is 7.5 mm wide.

FB21




Miller #21X Cross-cut, same size ends as FB21.

FB21X



Miller #52 Straight cut. Combines a large curved end that is 7.5 mm wide and a small rounded end that is 5.5 mm wide.

FB52




Miller #64 Straight cut. Combines a large straight end that is 7.5 mm wide and a small rounded end that is 5.5 mm wide.

FB64

ELEVATORS

Nordent triple tempers each tip for extra strength and durability. They stay sharp longer and will not bend under force. The light-weight "Form Fit" handle fits comfortably in your hand and is made of stainless steel so it can be sterilized by any acceptable method. You will find many of our elevators are available with serrated blades for extra gripping action along the blade surface or with Titanium Nitride Coating that can further extend the life of blade sharpness.



Standard Blade

Our standard blade has sharpened working surfaces and a highly polished finish for smoother adaptation. Our standard blades are at the core of the serrated and titanium-coated modifications.



Serrated Blade

Serrations add additional "bite" to the sides of the gouge to enhance lateral manipulation of the tooth during extraction. The sharp end of the blade is not serrated. Serrations cannot be combined with titanium-coated option.




Titanium-Coated Blade

Titanium Nitride (TiN) coating increases the surface hardness of instrument tips to further extend sharpness retention and reduces surface abrasion for smoother adaptation and quicker healing. Cannot be combined with "serrated" blade option.

Unbeatable Support

At Nordent, supporting you is our priority which is why live customer service is available by phone or email. When you contact Nordent, you'll speak with a knowledgeable and welcoming representative that will go above and beyond to meet your needs.

- Call us at 800-966-7336 for US & Canada or 847-437-4780
- Email us at customerservice@nordent.com
- Visit us at nordent.com



ELEVATORS

Straight



#301V
Modified Apexo 301 for children and veterinary procedures. Has a 2.0 mm blade width.

E301V



Apexo #301
Straight with a 2.5 mm blade width.

E301
E301SR (serrated)
E301T (titanium-coated)



#81
Modified Apexo straight with a 3.0 mm blade width.

E81
E81SR (serrated)
E81T (titanium-coated)



Elevator #80
Straight gouge with a 3.0 mm blade width.

E80
E80SR (serrated)



Heidbrink #40
Straight gouge with a 3.0 mm blade width.

E40
E40SR (serrated)
E40T (titanium-coated)



Heidbrink #41
Straight gouge with a 3.7 mm blade width.

E41
E41SR (serrated)
E41T (titanium-coated)



Heidbrink #1
Straight gouge with a 4.5 mm blade width.

E1
E1SR (serrated)



Stout #11A
Gouge with tapered blade.

E11A



Seldin #34
Gouge with a 4.7 mm blade width. Has a gentle back curve to improve adaptation.

E34
E34SR (serrated blade)
E34T (titanium-coated)

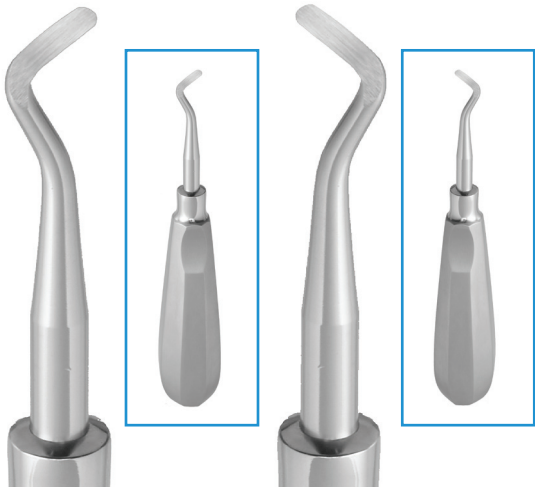


Seldin #34S
Gouge with a 3.7 mm blade width. Has a gentle back curve to improve adaptation.

E34S
E34SSR (serrated blade)
E34ST (titanium-coated)



ELEVATORS



Potts #6
With hand form handle
- left.

E6



Potts #7
With hand form handle
- right.

E7



Crane Pick #8
Four-sided blade used
for segmenting teeth

E8



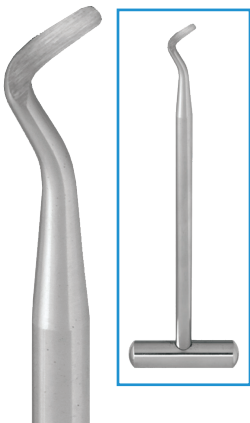
Hourigan #2
Left.

EHGN2



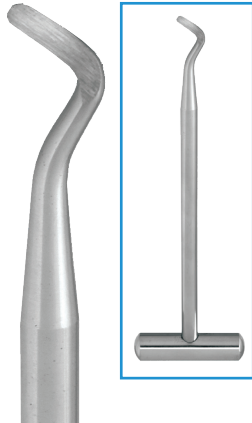
Hourigan #3
Right.

EHGN3



Potts #6X
Cross bar handle - left.

E6X
E6XSR (serrated)



Potts #7X
Cross bar handle - right.

E7X
E7XSR (serrated)



Elevator #77R
Back-action bend with
a 3.7 mm blade width.

E77R
E77RSR (serrated)
E77RT (titanium-coated)



Elevator #46R
Back-action bend with
a 3.2 mm blade width

E46R
E46RSR (serrated)
E46RT (titanium-coated)



Apexo #303
Back-action bend with
a 2.5 mm blade width.

E303
E303SR (serrated)

ELEVATORS

Flag Shape



Cryer #25
Large flag – left.

E25



Cryer #26
Large flag – right.

E26



Cryer #44
Medium flag – left.

E44
E44T (titanium-coated)



Cryer #45
Medium flag – right.

E45
E45T (titanium-coated)



Cryer #64
Small flag – left.

E64



Seldin #1L
Left

E1L



Seldin #1R
Right

E1R



Seldin #4L
Left

E4L



Seldin #4R
Right

E4R



Cryer #65
Small flag – right.

E65

ELEVATORS



Miller Apexo #4
Left

E4



Miller Apexo #5
Right

E5



Modified Woodward #190
Left

E190
E190SR (serrated)
E190T (titanium-coated)



Modified Woodward #191
Right

E191
E191SR (serrated)
E191T (titanium-coated)



Woodward #15
Left

E15



Miller #71
Left shank and compound blade angle allows easy access to 3rd molars.

E71



Miller #72
Right shank and compound blade angle allows easy access to 3rd molars.

E72



Miller #73
Left

E73



Miller #74
Right

E74



Woodward #16
Right

E16

ELEVATORS

Coupland



Coupland #1

Gouge with a 3.0 mm blade width and a square tip. The 10° back curve improves adaptation.

EC01



Coupland #2

Gouge with a 3.5 mm blade width and a square tip. The 10° back curve improves adaptation.

EC02



Coupland #3

Gouge with a 4.0 mm blade width and a square tip. The 10° back curve improves adaptation.


EC03

Warwick James




Warwick James Left "English" pattern.

EWJL



Warwick James Right "English" pattern.

EWJR



Warwick James Straight "English" pattern.

EWJS

ROOT TIP PICKS

Root picks are used to retrieve loose root fragments after extraction. Nordent uses a special heat-treating process that assures a sharp, long-lasting point and shank strength. The handle is all stainless steel and can be sterilized by any method.

Double-ended root tip picks and root teasers simplify tray setups for more efficient procedures. Nordent offers these instruments in large diameter DuraLite® ColorRings® handle or in the standard handle.



Heidbrink #1
Straight.



Heidbrink #2
Left.



Heidbrink #3
Right.



Heidbrink #2-3
Double-ended root pick with pointed tips.



Davis #11
Root tip teaser with a rounded tip.



Davis #11P
Root tip teaser with a pointed tip and serrated blade.

ER1 (shown)
ER1SR (serrated)

ER2 (shown)
ER2SR (serrated)

ER3 (shown)
ER3SR (serrated)

CEER2-3 (shown)
 REER2-3
 RER2-3

CEER11 (shown)
 REER11
 RER11

CEER11P (shown)
 REER11P
 RER11P

HANDLE SYMBOL KEY: XDURA ColorRings XDURA DuraLite Round Relyant

DuraLite Colorings DuraLite Round DuraLite Hex Medium Round OnPoint

ATRAUMATIC EXTRACTIONS

Luxation Blades

Designed to be easily inserted along the root surface and cut the periodontal ligament prior to extraction. Using Nordent Luxation Blades will minimize tissue trauma and preserve alveolar bone. They feature a long, slender profile and ultra-sharp blades which are titanium coated to retain sharpness longer.



#3CT
Curved 3.0 mm blade width.
ELX3CT



#3ST
Straight 3.0 mm blade width.
ELX3ST



#5CT
Curved 5.0 mm blade width.
ELX5CT



#5ST
Straight 5.0 mm blade width.
ELX5ST

Bernard Elevators

This set of four elevators have identically shaped spade tips that are 8.5 mm long and 4 mm wide at the base. The blades are slightly concave and taper to a point.



Bernard Elevator
Straight.
EB60



Bernard Elevator
Left.
EB61



Bernard Elevator
Right.
EB62



Bernard Elevator
Offset.
EB63

ATRAUMATIC EXTRACTIONS

Luxation Elevators and Periotomes

The new Nordent Luxation Elevators are thin enough to access and cut the periodontal ligament, while strong enough to elevate the tooth... all in one easy-to-use instrument. All blades are titanium nitride-coated to retain a long-lasting sharp cutting edge.



#1S
Straight blade, 4 mm wide.

E1S



#3S
Straight blade, 3 mm wide.

E3S



#5S
Straight blade, 2 mm wide.

E5S



#1C
Curved blade, 4 mm wide.

E1C



#3C
Curved blade, 3 mm wide.

E3C



#5C
Curved blade, 2 mm wide.

E5C

Periotomes



Periotome #1 Anterior with a straight blade and socket expander.

CEERTOME1

REEPTOME1



Periotome #2 Contra-angle for posteriors.

CEERTOME2

REEPTOME2

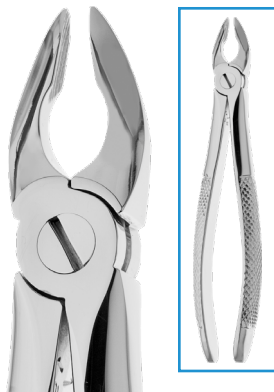
ATRAUMATIC EXTRACTION FORCEPS

This series of 5 Atraumatic Extraction Forceps feature parallel beaks that fully engage both the crown and root structure. The tapered beak style will improve sub-gingival access and help prevent fracture.



#67N
Upper molars.

FE67N



#34N
Upper incisors.

FE34N



#46N
Lower bicuspid.

FE46N



#35N
Upper bicuspid.

FE35N



#79N
Lower molars.

FE79N

Deep Gripping

Deep gripping forceps feature indented and tapered beaks designed for easier penetration to the root structure, especially for fractured or decayed teeth.



#35AX
Upper universal.

FE35AX



#38AX
Lower bicuspid.

FE38AX



#43AX
Upper incisors.

FE43AX

EXTRACTION FORCEPS

All Nordent forceps are manufactured of a special surgical stainless steel. Most of the forceps are electropolished to a "mirror finish" for maximum corrosion resistance. Selected patterns feature a smooth, handform style handle in a "satin finish" that is passivated to achieve the same corrosion resistance as the predominant "mirror finish" forceps. All forceps are the American pattern style, unless noted otherwise as "English Pattern." The English Pattern forceps all have visible pins or screws in the hinge area, whereas the American patterns all feature hinges that are completely polished out and smooth so that no pin is visible.

Upper & Lower Universal



Cryer #150A
Upper incisors and premolars,
parallel beaks, universal.

FE150A
FE150A-SER (serrated)



Chukas #150AS
Upper bicuspid, incisors and
roots, anatomical beaks,
universal, serrated beaks.

FE150AS



Cryer #150
Upper incisors and premolars,
universal.

FE150
FE150-SER (serrated)



Cryer #151
Lower incisors and premolars,
universal.

FE151
FE151-SER (serrated)



Chukas #151AS
Lower bicuspid, incisors and
roots, anatomical.

FE151AS



#203
Lower incisors, bicuspid and
roots, universal.

FE203
FE203-SER (serrated)

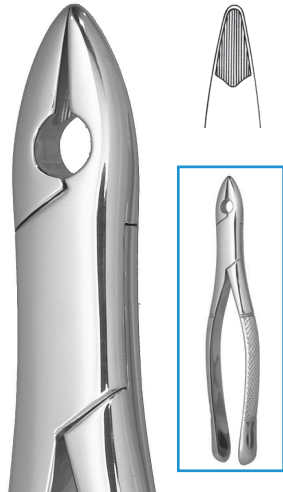
EXTRACTION FORCEPS

Upper & Lower Anterior



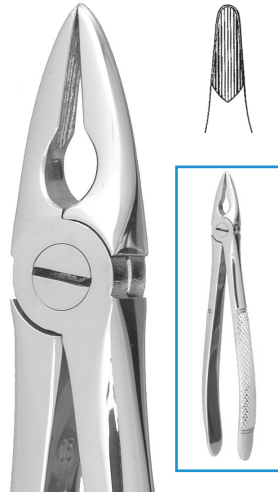
Winter #1
Upper central incisors and canines.

FE1
FE1-SER (serrated)




Kells #99C
Upper incisors, canines and premolars.

FE99C
FE99C-SER (serrated)



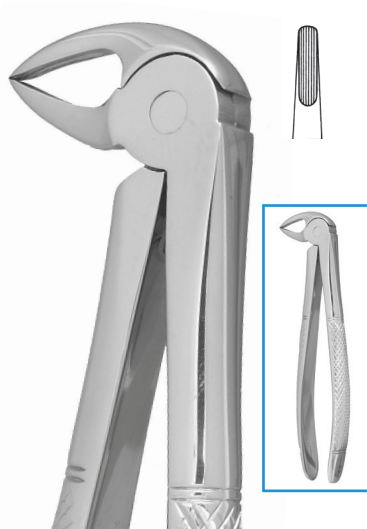
English Pattern Mead #1
Upper anterior.

FEMD1
FEMD1-SER (serrated)



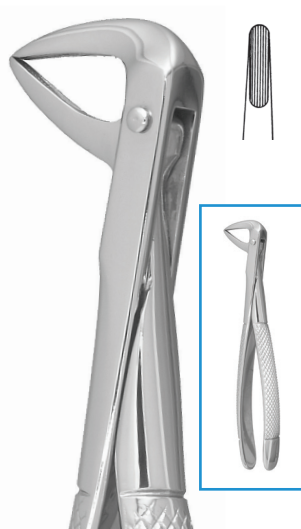
English Pattern Mead #2
Upper molars, universal.

FEMD2
FEMD2-SER (serrated)



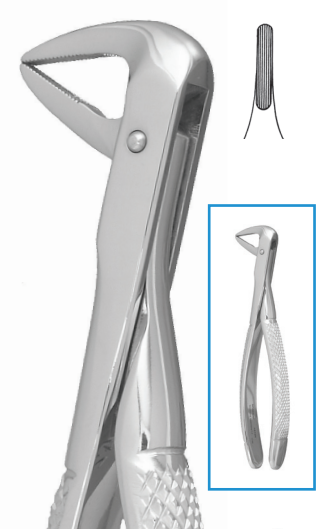
English Pattern #33
Lower roots.

FE33
FE33-SER (serrated)



English Pattern #74
Lower roots.

FE74
FE74-SER (serrated)



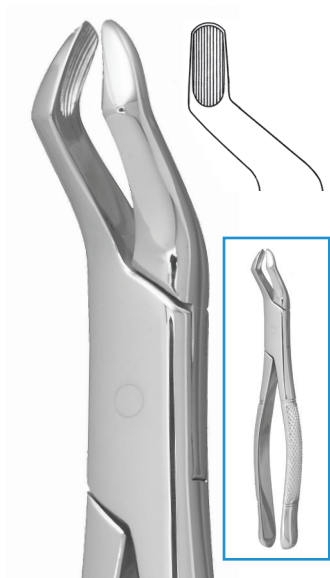
English Pattern #74N
Lower roots, narrow beaks.

FE74N
FE74N-SER (serrated)



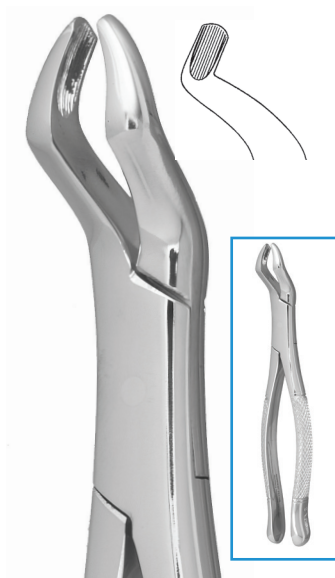
EXTRACTION FORCEPS

Upper Molar



#10S
Upper molars, universal.

FE10S
FE10S-SER (serrated)



#210S
Upper third molar, universal.

FE201S
FE201S-SER (serrated)



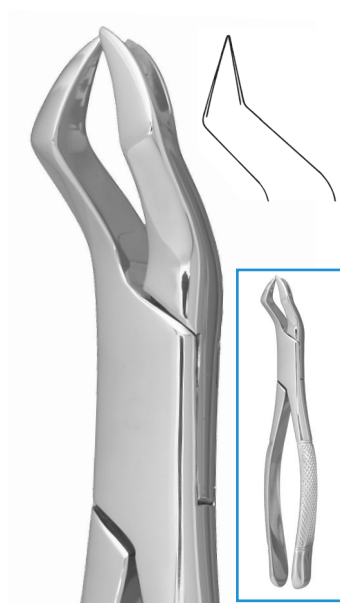
#53L
Upper molars, left.

FE53L
FE53L-SER (serrated)



#53R
Upper molars, right.

FE53R
FE53R-SER (serrated)



Nevius #88L
1st and 2nd upper molar, left, anatomical.

FE88L



Nevius #88R
1st and 2nd upper molar, right, anatomical.

FE88R



Cooks #89
1st and 2nd upper molar, left.

FE89



Cooks #90
1st and 2nd upper molar, right.

FE90

EXTRACTION FORCEPS

Lower Molar



#23 Cowhorn
Lower molars (straight handle).

FE23



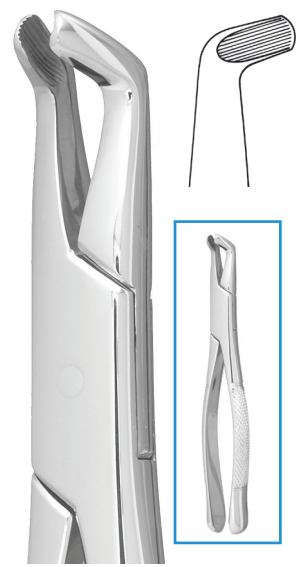
#16 Cowhorn
Lower molars (hook handle).

FE16



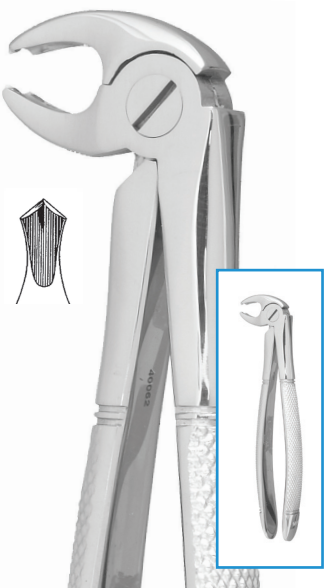
#17
Lower molars, universal.

FE17
FE17-SER (serrated)



#222
Lower 3rd molars, universal.

FE222
FE222-SER (serrated)



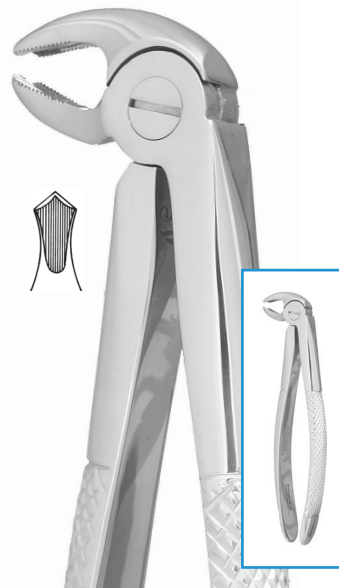
English Pattern Mead #4
Lower molars, universal.

FEMD4
FEMD4-SER (serrated)



English Pattern Mead #3
Lower roots.

FEMD3
FEMD3-SER (serrated)



English Pattern #22
Lower molars, universal.

FE22
FE22-SER (serrated)

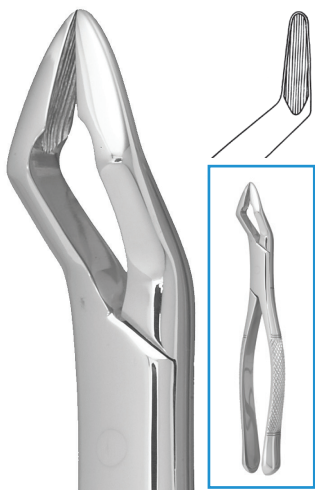


English Pattern #13
Lower premolars, universal.

FE13
FE13-SER (serrated)

EXTRACTION FORCEPS

Upper Root & Upper and Lower Root Fragment

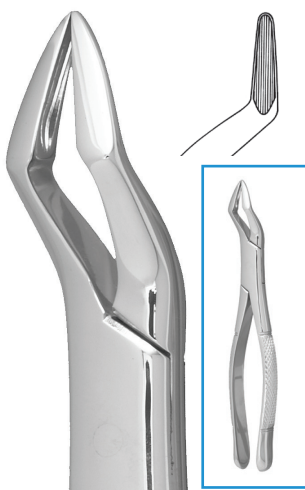


Parmlly #32

Upper premolars and molars, universal.

FE32

FE32-SER (serrated)

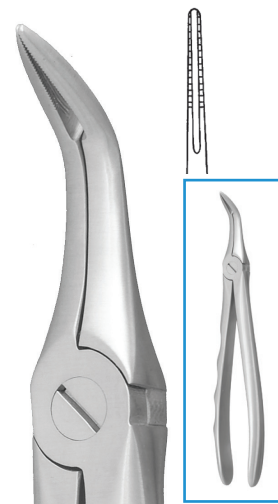


Parmlly #32A

Upper premolars and roots, universal.

FE32A

FE32A-SER (serrated)

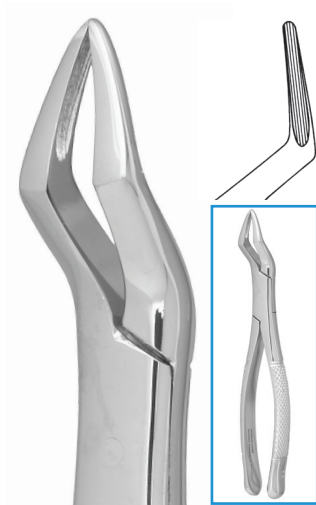


English Pattern #46L

Lower root fragments, serrated beaks, handform handle, satin finish.



FE46L

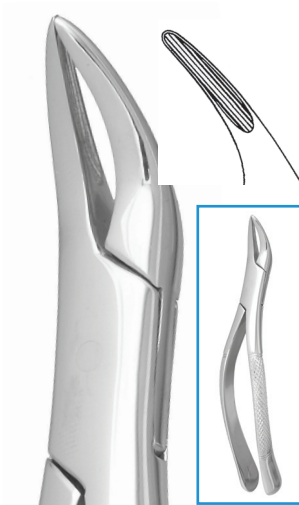


#65

Upper incisors and roots.

FE65

FE65-SER (serrated)

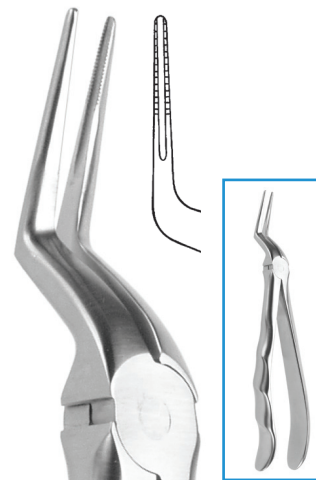


Tomes #69

Upper and lower roots.

FE69

FE69-SER (serrated)



English Pattern #97

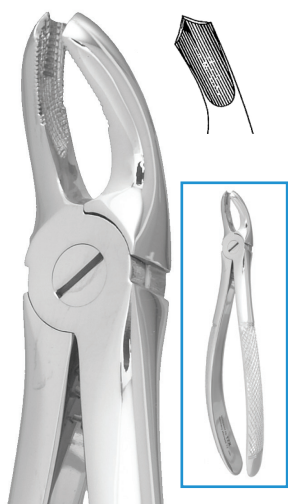
Upper root fragments, serrated beaks, handform handle, satin finish.



FE97

EXTRACTION FORCEPS

Nordent's "English Seven" shown on this page is a collection of the most popular English patterns.



English Pattern #17
Upper molars, right, serrated beaks.

FE17X
FE17X-SER (serrated)



English Pattern #18
Upper molars, left, serrated beaks.

FE18X
FE18X-SER (serrated)



English Pattern #67A
Upper 3rd molars, universal, serrated beaks.

FE67AX
FE67AX-SER (serrated)

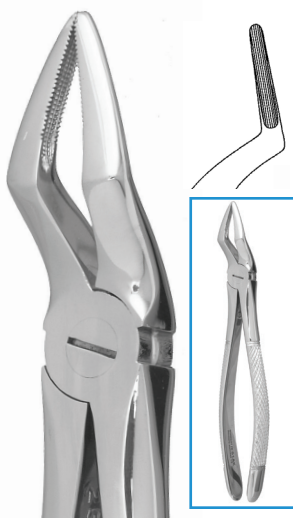


English Pattern #1
Upper central anteriors and canines, serrated beaks.

FE1X

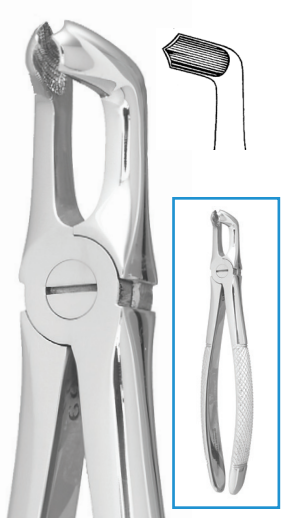
English Pattern #7
Upper premolars.

FE7X
FE7X-SER (serrated)



English Pattern #51A
Upper root fragments, serrated beaks.

FE51AX
FE51AX-SER (serrated)



English Pattern #79
Lower 3rd molars, serrated beaks.

FE79X
FE79X-SER (serrated)

PEDODONTIC FORCEPS

Mini-Pedo English Style

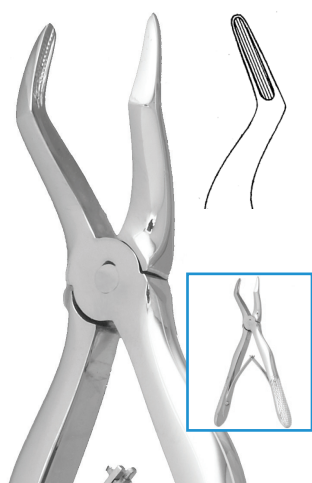
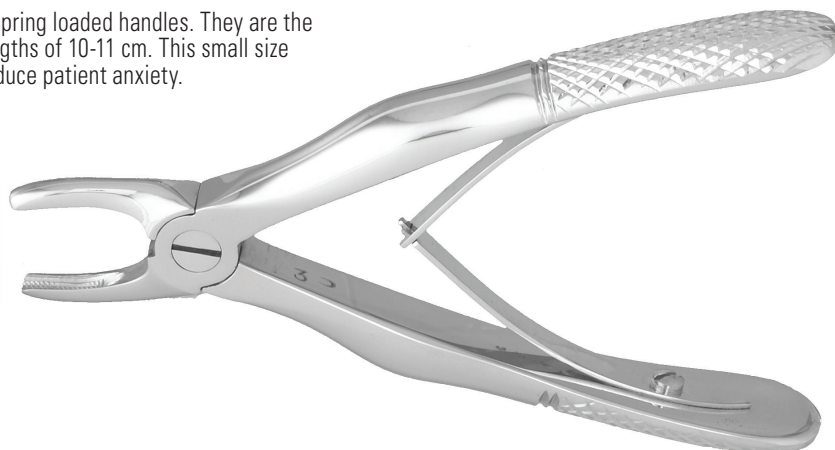

The Klein series of Pedodontic forceps all feature spring loaded handles. They are the smallest of the pedodontic forceps with overall lengths of 10-11 cm. This small size makes them very easy to conceal in the hand to reduce patient anxiety.

English Pattern Klein #137

Pedodontic, upper incisors, spring handle.

FE137/Klein

FE137/Klein-SER (serrated)



English Pattern Klein #51S

Pedodontic, upper roots, spring handle.

FE51S/Klein

FE51S/Klein-SER (serrated)

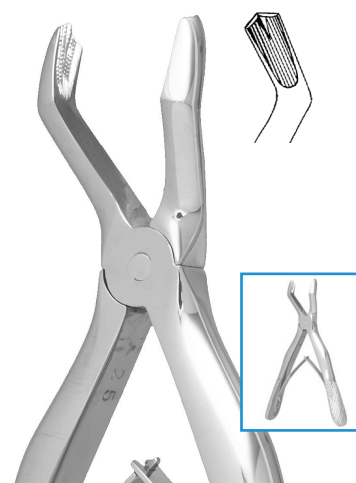


English Pattern Klein #139

Pedodontic, upper premolars, spring handle.

FE139/Klein

FE139/Klein-SER (serrated)



English Pattern Klein #3

Pedodontic, upper molars, universal, spring handle.

FE3/Klein

FE3/Klein-SER (serrated)



English Pattern Klein #5

Pedodontic, lower incisors, spring handle.

FE5/Klein

FE5/Klein-SER (serrated)



English Pattern Klein #7

Pedodontic, lower roots, spring handle.

FE7/Klein

FE7/Klein-SER (serrated)



English Pattern Klein #6

Pedodontic, lower molars, spring handle.

FE6/Klein

FE6/Klein-SER (serrated)

PEDODONTIC FORCEPS

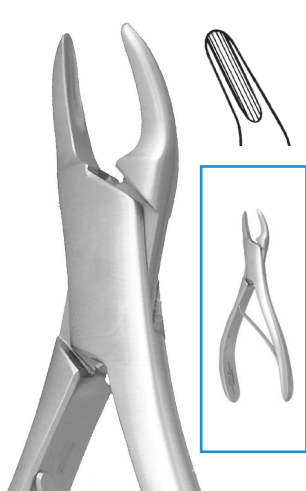
American Patterns

The classic American style forceps average 15-16 cm in length. The original 150 and 151 "SK" Kinder style forceps are only 12 cm in length with spring handles and can be concealed in the hand to reduce patient anxiety.



#101
Pedodontic upper, universal.

FE101
FE101-SER (serrated)



Nordent #150SK
Pedodontic upper, universal, anatomical handle with spring, satin finish.

FE150SK
FE150SK-SER (serrated)



Cryer #150S
Pedodontic upper, universal.

FE150S
FE150S-SER (serrated)



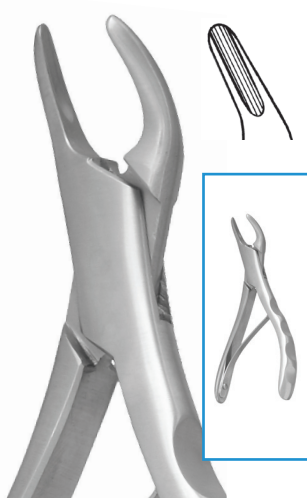
#150SAS
Pedodontic upper, universal, anatomical beaks, serrated.

FE150SAS



#23S
Pedodontic cowhorn, lower molars, universal.

FE23S



Nordent #151SK
Pedodontic lower, universal, anatomical handle with spring, satin finish.

FE151SK
FE151SK-SER (serrated)



Cryer #151S
Pedodontic upper, universal.

FE151S
FE151S-SER (serrated)



#151SAS
Pedodontic lower, universal, anatomical beaks, serrated.

FE151SAS

SELF-ASPIRATING SYRINGES

The Nordent® Aspirating Syringe Cook-Waite

The Nordent® Self-Aspirating Syringe Cook-Waite type (CW) is available in both standard and petite sizes to accommodate all hand sizes. The petite version has a slightly shorter plunger and smaller thumb ring. Both syringes feature precision engineering and stainless steel construction for flawless performance. The CW type syringe has wings to provide additional stability.



Petite Self-Aspirating Syringe The Nordent® Petite Self-Aspirating Syringe features a Cook-Waite (C-W) design with a 1.8 cc capacity, constructed from durable stainless steel. This version has a slightly shorter plunger and smaller thumb ring for enhanced comfort and precision, making it ideal for various clinical applications.

SYASCWP



Standard Self-Aspirating Syringe The Nordent® Standard Self-Aspirating Syringe features a Cook-Waite (C-W) design with a 1.8 cc capacity, constructed from durable stainless steel.

SYASCW

